

Application Video Guide for the Teach & Learn in Spain Program

For this year's application cycle, applicants must **submit a video introduction** in lieu of the traditional graduate interview and statement of purpose. Your recording does not need to be extensively rehearsed or polished, and the video does not need to be edited. Envision this video as if it were a statement of purpose.

You may record your video introduction using the platform of your choice (Vimeo, QuickTime Player, smartphone, etc.). Then send the introduction video via Transfer.it (<https://transfer.it/start>) to admissions@institutofranklin.net.

The file should be named "LastName, FirstName Video" (ex: Smith, Jessica Video). Be sure to name your video "LastName, FirstName Video" so that we know it's from you! Your video should be no longer than three (3) minutes in length and have a maximum file size of 2GB.

If there is any important information relevant to your candidacy you were unable to address elsewhere in the application, please share that information in this video. Envision this video as your statement of purpose for acceptance into the program.

Your video should address the following:

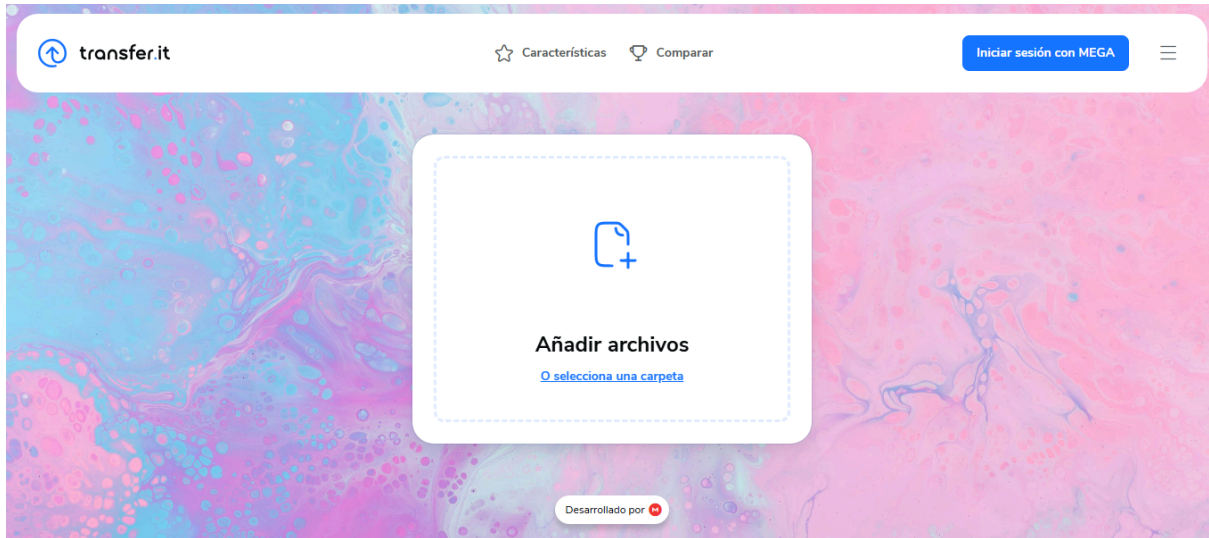
1. An introduction of yourself
2. Identify the Master's degree to which you are applying
3. Briefly state your reasons for applying to the program
4. Describe your experience working with children
5. Answer the following: Why do you want to expand your teaching experience by being a language assistant in a Spanish bilingual school, and what do you believe you will gain from the experience?

Please speak slowly and clearly, and be sure to keep your video professional. Upon acceptance to the program, these videos are shared with our partner schools and are used to help in the selection and school assignment process.

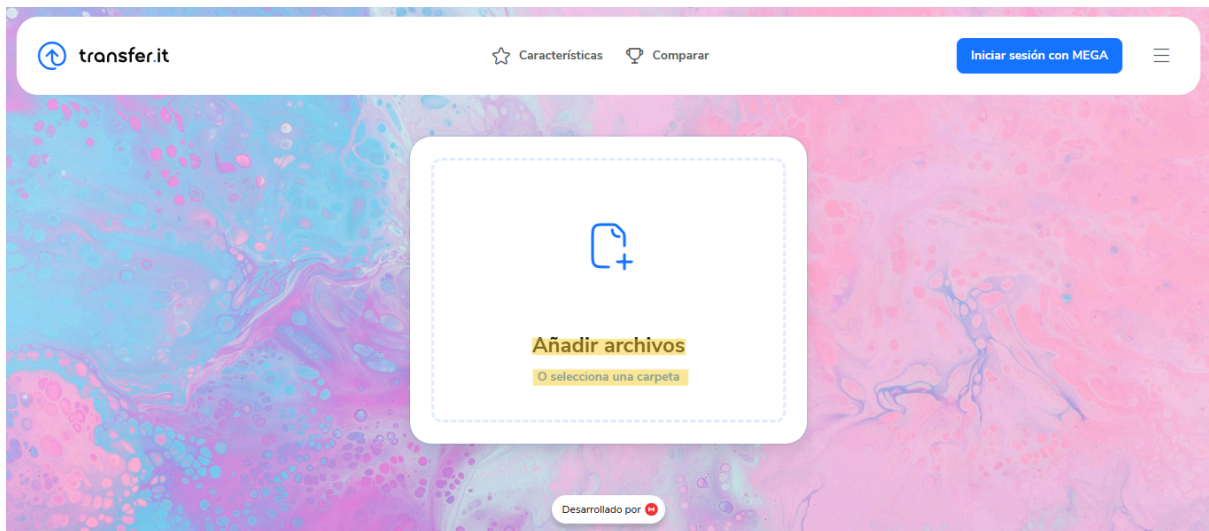
In addition, our admissions team may contact you to request a virtual interview to supplement your application. Candidates who are not offered an interview are not at any disadvantage in the admissions process. If you have any questions in regards to your application video, please contact admissions@institutofranklin.net with the subject "Application Video Inquiry".

HOW CAN YOU USE [TRANSFER.IT](https://transfer.it)?

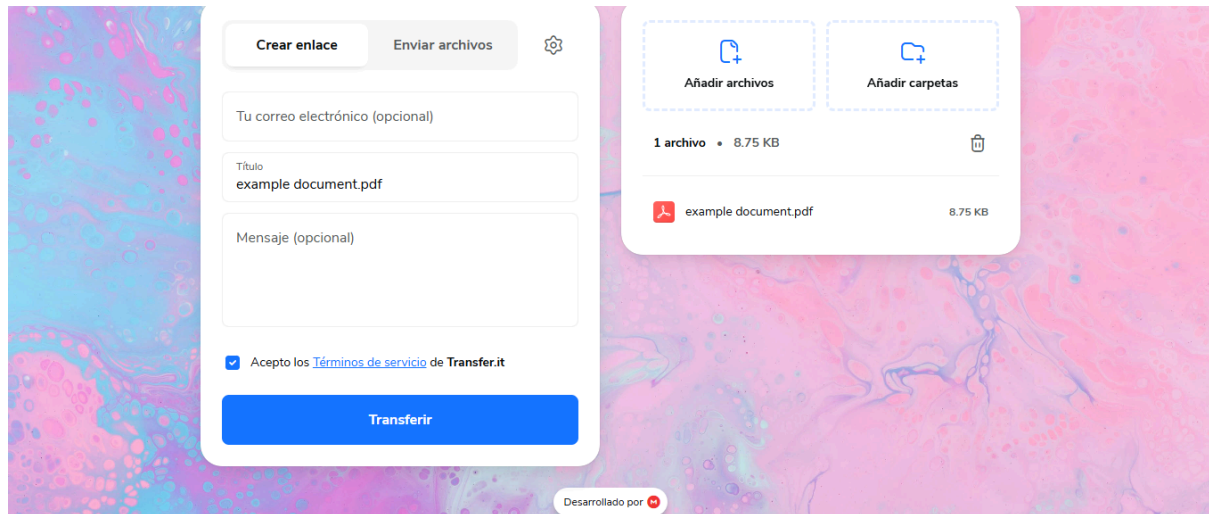
- **STEP 1:** Go to the official **Transfer.it** website: <https://transfer.it/start>



- **STEP 2:** Choose the file you wish to transfer



(It should look like this once you have uploaded the file)



Crear enlace Enviar archivos

Tu correo electrónico (opcional)

Título
example document.pdf

Mensaje (opcional)

☒ Acepto los [Términos de servicio](#) de Transfer.it

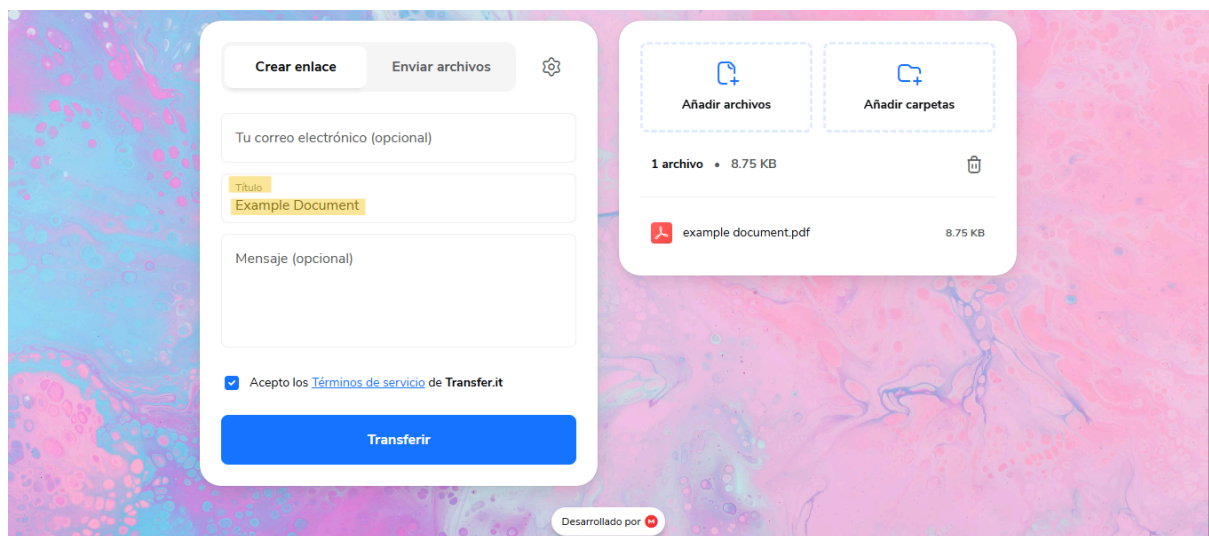
Transferir

1 archivo • 8.75 KB

example document.pdf 8.75 KB

Desarrollado por

- **STEP 3:** Rename the file to match the title of the document you uploaded and enter your email address



Crear enlace Enviar archivos

Tu correo electrónico (opcional)

Título
Example Document

Mensaje (opcional)

☒ Acepto los [Términos de servicio](#) de Transfer.it

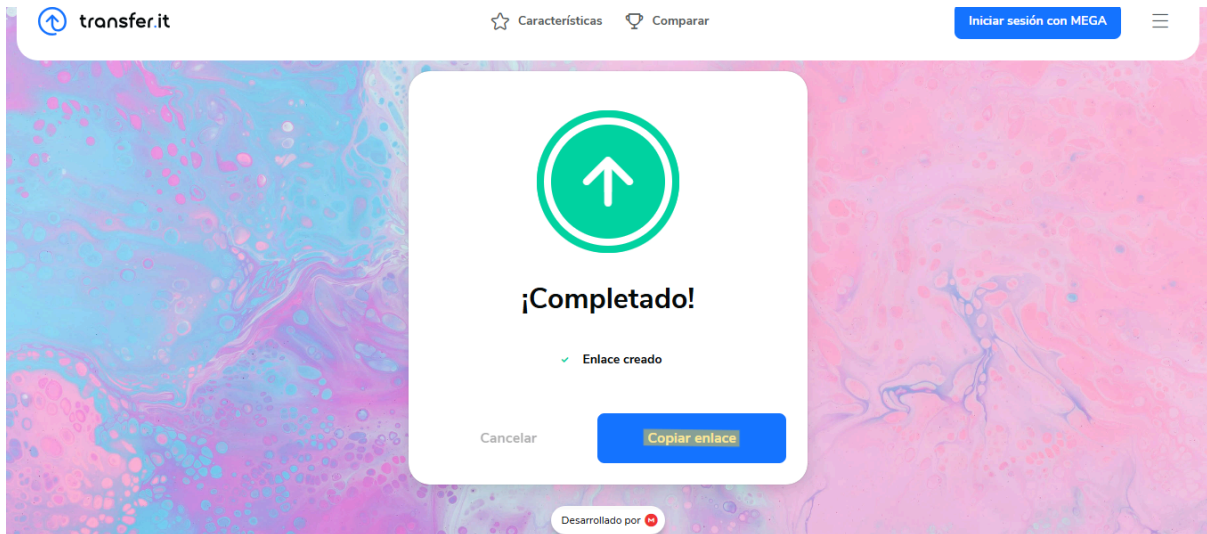
Transferir

1 archivo • 8.75 KB

example document.pdf 8.75 KB

Desarrollado por

- **STEP 4:** Press the “*transfer*” button



(It should look like this once you finish the process)

- **STEP 5:** Copy the link and paste it into an email to the following address:
admissions@institutofranklin.net.